

Training Centre

NATA TRAINING 2014

ARCHITECTURE

- Artful science Merging Manmade & Natural Environments.
- In simple words, systematic process of planning, Designing & Constructing Aesthetic & Functional Building.
- **Architect** is awarded to a person who has successfully completed an undergraduate degree of 5 years, **Bachelor of Architecture(B.Arch.)**, from a reputed college approved by the Council of Architecture.
- **Scope-** Numerous and to name a few are, in the fields of Designing, Landscape Architecture, Environment Design, Urban conservation, Heritage Management, Regional & City Planning.

NATA

- **National aptitude Test in Architecture)** -Specifically designed aptitude test introduced by the council of Architecture to assess a candidate's Aptitude for Architecture. All admissions to Architecture Degree course is only after passing NATA.
- Test - conducted by National Institute of Advanced studies in Architecture(NIASA).

- **Why take NATA test?**
- National platform by Council of Architecture, to identify aspiring Architects.
- Test measures
 - ❖ Drawing and observation skills,.
 - ❖ Sense of proportion, Aesthetic sensitivity and
 - ❖ Critical thinking of the students.
- **What is the eligibility to appear for NATA test?**
- SSC (STD X) or equivalent examination can appear for NATA. However, **Eligibility** is 50% marks in 10+2 or equivalent exam with Mathematics as one of the subjects.
- **What is NATA score retention period?**
- **2 years** from the date of last test taken.
- **What is the Content of NATA test?**
- ❖ Section-1: Computer based Test to determine **Aesthetic Sensitivity. 100 marks**
- ❖ Section-2: Paper based Test to determine the **Drawing Aptitude. 100 marks**

- **What is the knowledge measurement in Aesthetic Sensitivity test?**
- **Section I: Aesthetic Sensitivity :Online aptitude test – 40 questions**
- ❖ Visualizing three dimensional objects from two dimensional drawings.
- ❖ Visualizing different sides of three dimensional objects.
- ❖ Identifying commonly used materials and objects based on their textural qualities.
- ❖ Analytical reasoning.
- ❖ Mental Ability.
- ❖ Imaginative comprehension and expression.
- ❖ Architectural awareness.

- **What is the knowledge measurement in Drawing aptitude test?**
- **Section 2: Drawing Test- 3 questions.**
- **2 questions of 25 mark each and one question of 50 mark. 2 hours.**
- ❖ **SKETCHING-** proportionately & **RENDERING**
- ❖ Visualizing & **DRAWING** the effects of light & Shade.
- ❖ Sense of **PERSPECTIVE** drawing.
- ❖ Combining & Composing given 3 dimensional elements to form a building or structural form.
- ❖ Creating interesting 2 dimensional compositions using given shapes and forms.
- ❖ Creating visual harmony using colors in given composition.
- ❖ Understanding of scale and proportions.
- ❖ Drawing from memory through pencil sketch on themes from day to day experiences.

- **What is the Scoring process or Evaluation for Aesthetic Sensitivity Test ?**
- **Section 1: Aesthetic Sensitivity Test :Computer based test - based on adaptive setting .**
- Computer adaptive setting means, computer selects the question based on the candidates performance.

Test design Factors -

- ❖ Statistical characteristics including difficulty level of questions already answered.
 - ❖ The variety of question types answered.
 - ❖ The appropriate content coverage.
- ❖ The final score depends on average difficulty level of all questions and of those questions answered correctly.
- ❖ Time allotted is between 60-90 seconds depending on the questions.
 - ❖ There is no negative marking & No Revaluation of scores.

- **What is the Scoring process or evaluation for Drawing Sensitivity Test ?**

- ❖ Candidate's Drawing, Imagination & Observation Skills.
- ❖ Sense of Proportion & Perspective.
- ❖ Sense for Colour Composition.
- The drawing papers are scanned and uploaded to NATA server, within 4 hours of printing the question paper.
- 3 different examiners examine each question and their marks are averaged. This marks may be again subject to moderation.
- Marks will be uploaded to NATA server. There is no Revaluation of scores.
- **When will the NATA result be announced?**
- The NATA score card will be available on the NATA website in e-format on the fourth working day after the test.

- **What is the qualifying Marks for NATA?** Minimum qualifying marks required is 80/200.ie 40% score in NATA.

- **Can NATA test be repeated?**

- Yes. Any number of times in a year.
- NATA score is Based on the average of each attempt.
- For example a student scores 72/200 marks in the first attempt and 120/200 marks in the second attempt, his overall score is $(72+120)/2 = 96$ marks.
- NATA Exams will be conducted at the notified Test Centers approved by COA every year. The details of Test Centers and NATA Registration shall be made available at <http://www.nata.in> or <http://www.niasa.org>

About us.. Why train for NATA with us.

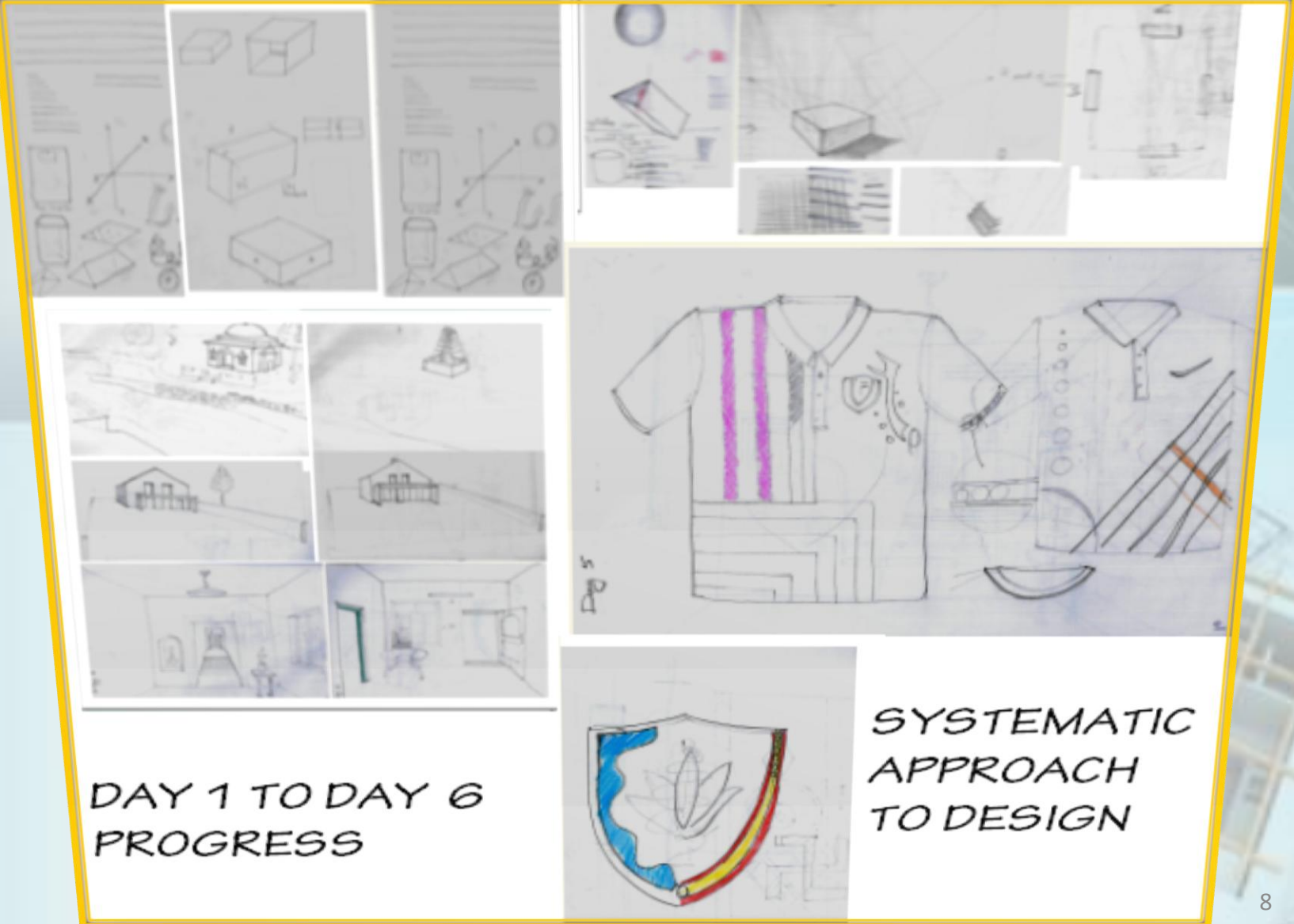
We-dzin is an Architectural firm in Bangalore. We have completed various prestigious projects in Karnataka.

We are senior practicing Architects with 12-13 years in the construction field. We undertake Residential, Commercial & Landscape projects.



With the unique question style of NATA being both adaptive setting and cumulative of average tests, it is important to clear NATA exam in the first attempt itself. We will be able to provide valuable and systematic guidance and techniques to help clear NATA exam. All our students have successfully cleared NATA and are currently placed at various prestigious Architectural Colleges.

**An Insight into our projects:**

**An Insight into
our students progress in a span of 10 days.**




DAY 6 TO DAY 10 PROGRESS OF A STUDENT



Model questions for NATA

AESTHETIC SENSITIVITY TEST

- ❖ Find the number of circles from the given figure.
- ❖ Identify the correct Logo.
- ❖ Identify the building.
- ❖ Identify the Architect
- ❖ Identify correct plan of the object from the 3D view
- ❖ Enlarge the given object to double the size & render.
- ❖ Architects and their works
- ❖ Draw the mirror image of the object along the dotted line.



DRAWING TEST

- ❖ Make a composition with the given geometrical forms (triangles, circles, squares, pyramid). You can repeat any 2.
- ❖ Make a 3 D composition, with 2 bottles, 1 book, 3 pencils & 1 ball.
- ❖ Double enlarge the given object and render the same in a visually appealing manner.
- ❖ Imagine you have a temple view from your balcony. Depict the same on a rainy day.
- ❖ Draw a scene of children playing in the park with a windmill as the back ground setting.
- ❖ Imagine you are a worm on the ground in the market place. Draw perspective view of what you see.